

# B Vent Fireplace Systems



*BBV400A shown with optional cottage clay firebrick and polished brass bifold doors.*

## BBV400A/BBV400EA B Vent Gas Fireplace

- 36" radiant face featuring a pan burner and 3-piece log system
- Largest viewing area in the industry with a true 36" brick to brick opening
- Slim line design offers a 14" deep firebox to create the perfect look with minimum framing dimensions
- Access to a hidden control panel helps ease gas installation and fireplace operation
- Radiant design allows non-combustible finishing materials to be installed up to the edge of the fireplace opening creating the look of a masonry fireplace
- 22,000 Btu natural gas standing pilot or electronic ignition is standard and can be easily field converted to LP gas
- Optional bifold and single-pane glass doors available in black, brass or stainless finish
- Optional cottage clay firebrick
- Uses standard 4" b-vent
- CSA Design Certified

*Heat with  
Personality.*

**MONESSEN**  
**HEARTH SYSTEMS**

# OPTIONAL ACCESSORIES & SPECIFICATIONS

## Product Specifications

Model	Width		Height		Depth		BTU/H NAT	BTU/H LP	Viewing Area (Sq. In.)	Opening Dimensions (W x H)	Radiant or Circulating	Design Certified
	Actual	Framing	Actual	Framing	Actual	Framing						
BBV400A	40"	40-1/2"	40"	40-3/4"	14"	14-1/2"	22,000	22,000	774	36" x 21-1/2"	Radiant	CSA



BBV400A B VENT FIREPLACE

### Optional Accessories:

- O/S Air Kit (OAC4)
- Choice of Bi-fold doors
  - Polished Brass Bi-fold Glass Door (GD36PBA)
  - Black Bi-fold Glass Door (GD36BA)
  - Stainless Steel Bi-fold Glass Door (GD36SSA)
- Choice of Single-Pane doors
  - Polished Brass Single-Pane Glass Door (GDS36PBA)
  - Black Single-Pane Glass Door (GDS36BA)
  - Stainless Steel Single-Pane Glass Door (GDS36SSA)
- Cottage Clay Firebrick
- Remote Controls and Wall Thermostats



On/Off Hand-Held Remote Control with Receiver.



On/Off Hand-Held Remote Control with 90 min. countdown timer with Receiver.



Touch Light™ Table Top/Wall Mount TLM On/Off Remote Control with Receiver.



Wall Thermostat

## MONESSEN HEARTH SYSTEMS

149 Cleveland Drive • Paris, Kentucky 40361

[www.monessenhearth.com](http://www.monessenhearth.com)

To avoid personal injury or property damage, the product described by this brochure must be installed, operated and maintained in strict compliance with the instructions packaged with the product and all applicable building or fire codes. Contact local building or fire officials about restrictions and installation inspection requirements. All photographs and drawings on this brochure are for illustrative purposes only and are not intended for, nor should they be used as a substitute for the instructions packaged with the unit. Appearance and specifications of the product are subject to change without notice.

© 2004 Monessen Hearth Systems, Inc.

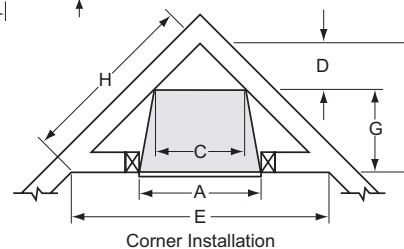
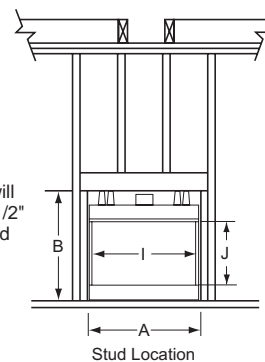
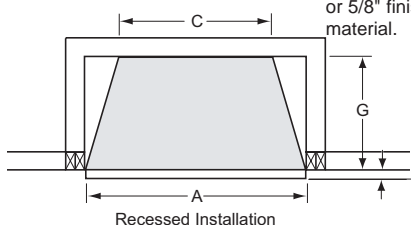
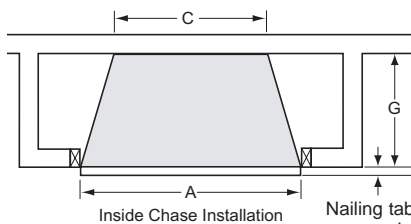


BBV400A-MHS5405



### BBV400 Radiant Framing Dimensions

		BBV400A
A	Front Opening	40-1/2"
B	Fireplace Height	40-3/4"
C	Back Width of Fireplace	31-3/8"
D	Width to Corner	16-1/8"
E	Corner Clearance Width	61-1/4"
F	Depth from Fireplace to Wall	30-5/8"
G	Fireplace Depth	14-1/2"
H	Corner Wall Length	43-3/8"
I	Opening Width	36"
J	Opening Height	21-1/2"



### Warning:

- Correct installation of the gas logs and periodic cleaning are necessary to avoid potential service problems.
- Keep small children and animals away from the hot surfaces at all times.
- This appliance must not be connected to a chimney flue servicing a separate solid-fuel burning appliance.
- Common venting of this appliance with other gas appliances is not allowed.
- There may be a start-up odor associated with the heating of the logs. The odor should diminish in 2-3 hours of operation with the burner at its highest setting with the fan in the off position.
- It is recommended to open a window during burn off period.

Sold by: